

# NATIONAL INTEGRITY INDEX 2021 SEMI-STATES AND PUBLIC UNIVERSITIES

---

REPORT LAUNCH, 11 NOVEMBER 2021

---

John Devitt, Chief Executive  
Catherine Lawlor, Advocacy and Research Coordinator

---

# AGENDA, 11 NOVEMBER 2021

---



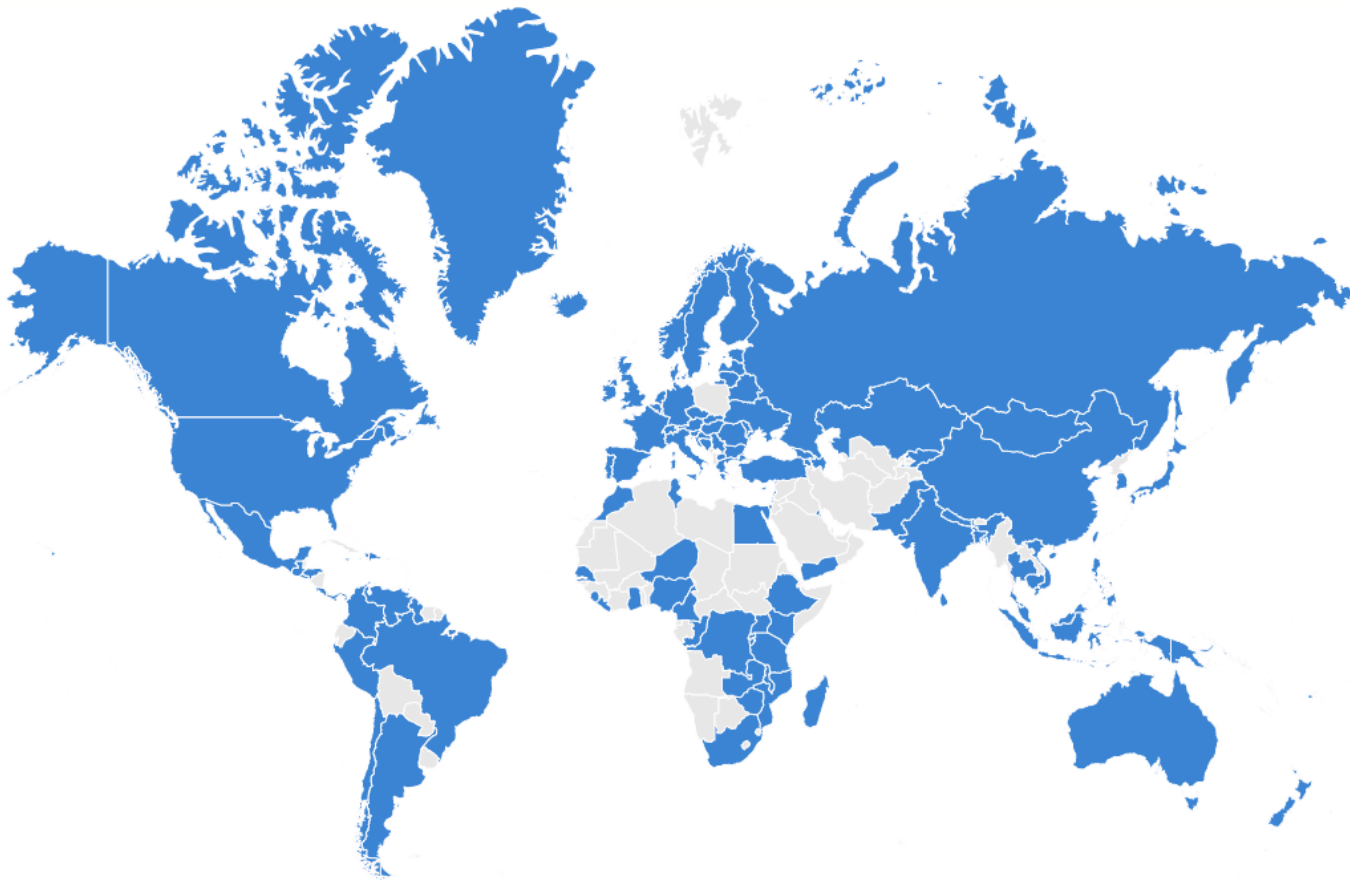
- Introduction
- National Integrity Index overview
- Results and findings
- Recommendations and examples of good practice
- Questions & Answers

# INTRODUCTION

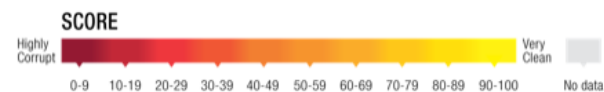
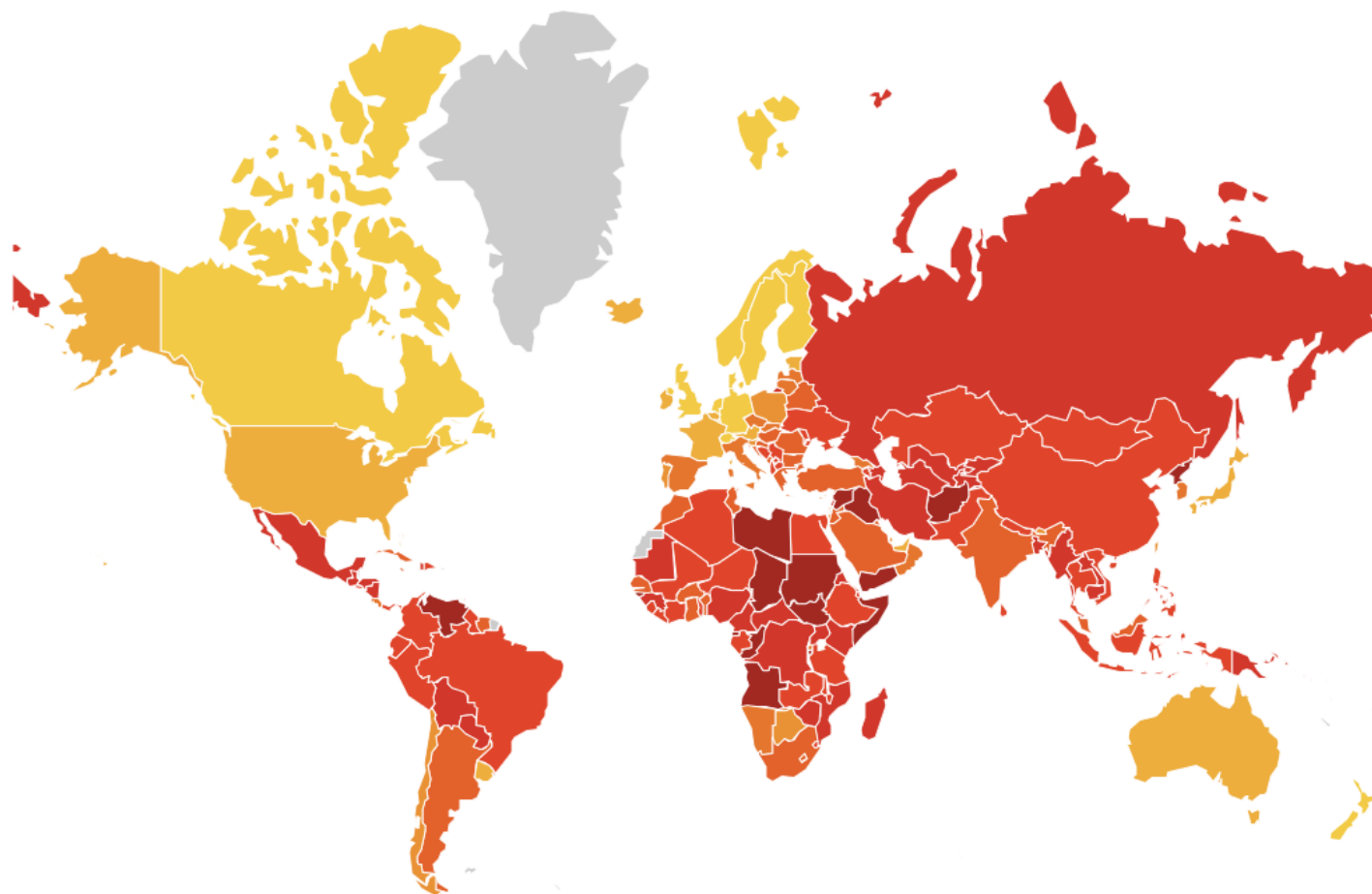
---

---

# TRANSPARENCY INTERNATIONAL



# CORRUPTION PERCEPTIONS INDEX



# OUR WORK





[Home](#) [About Us](#) [News & Events](#) [Helpline](#) [Integrity at Work](#) [Resources](#) [Get Involved](#) [DONATE](#)

[Speak Up Safely Guide and Video](#)[READ MORE](#)



[Contact Speak Up](#)

[How We Can Help](#)

[Who We Can Help](#)

[What We Can't Do](#)

[What You Can Expect](#)

[Guides](#)

[Transparency Legal Advice Centre](#)

**The Speak Up Helpline**

**Are you aware of corruption, fraud, or abuse of power?**

**Do you want to see change?**

**We'll provide you with free confidential information and support.**

**About Speak Up - The Whistleblowers' Helpline**

The Speak Up helpline offers information, referral advice and advocacy support. It is an initiative of Transparency International Ireland and will be operated by the [Transparency Legal Advice Centre](#) from Autumn/Winter 2016. Where a Speak Up caller is a worker seeking to make a report of wrongdoing, an appointment will be offered with Transparency Legal Advice Centre as appropriate.







**INTEGRITY  
AT WORK**

A multi-stakeholder initiative promoting supportive working environments for anyone reporting concerns of wrongdoing

www.transparency.ie

# NATIONAL INTEGRITY INDEX OVERVIEW


---

---

# NATIONAL INTEGRITY INDEX (NII)



- Multi-year series examining how well prepared various sectors are to face corruption-related risks





---

# NATIONAL INTEGRITY INDEX (NII)

---



Kindly supported by



---

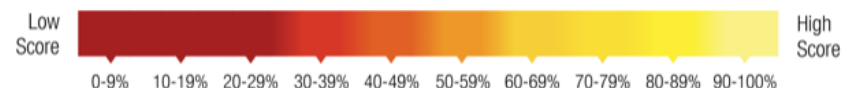
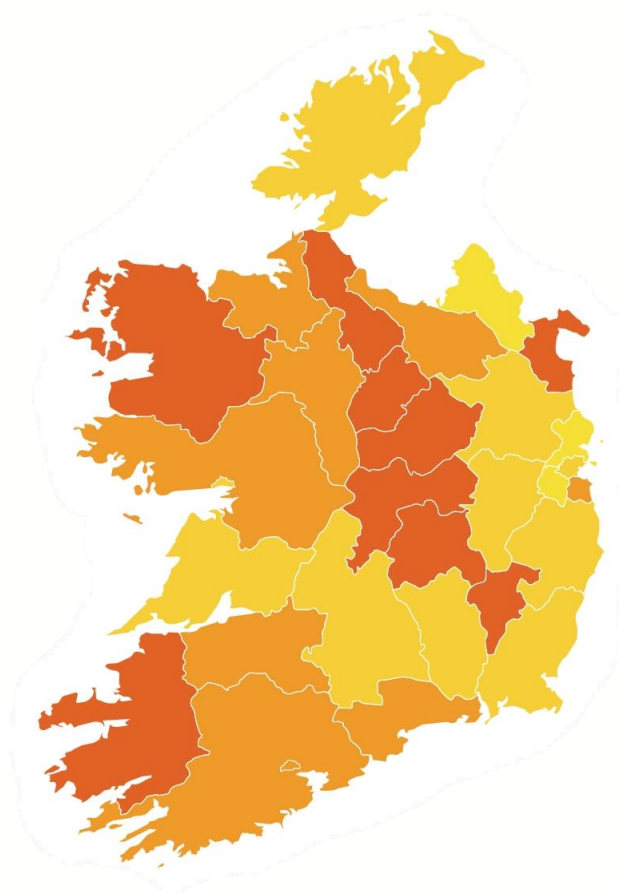
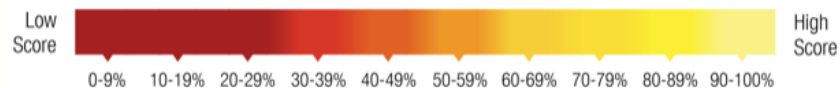
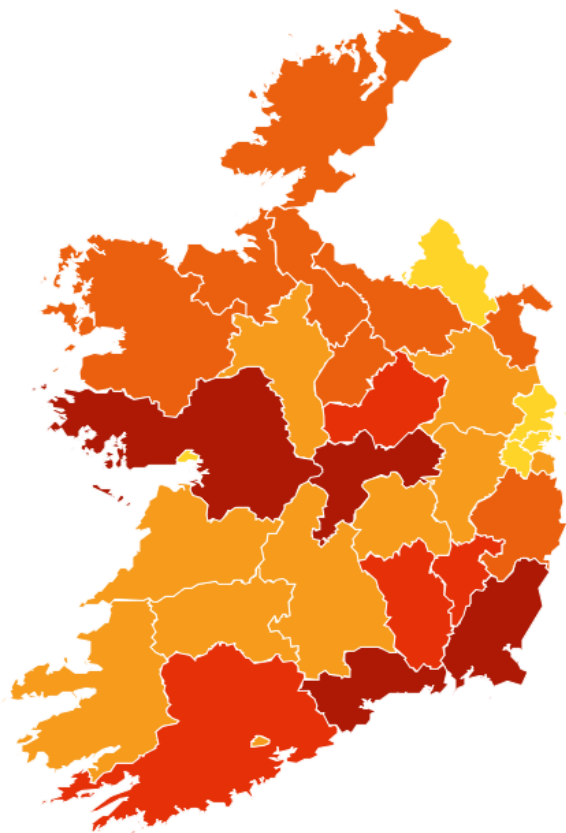
# NATIONAL INTEGRITY INDEX (NII)

---




- Based on research and methodology developed by TI chapters worldwide since 2008
- Examines a cross-section of organisations against a set of indicators assessing disclosure of policies and reporting
- Not an assessment of compliance or of corruption levels
- Aim is to encourage good practices in transparency and governance and recommend safeguards against corruption
- Findings to be updated periodically to highlight progress

# NII – LOCAL AUTHORITIES, 2018 & 2019



# TOP THREE IMPROVERS



---

## NII - SEMI-STATE BODIES & PUBLIC UNIVERSITIES

---



- 30 organisations selected from CSO Register of Public Sector Bodies
- Assessed against 30 indicators across five areas: anti-corruption and anti-bribery programmes; financial transparency; open governance; responsible political engagement; whistleblowing policies
- Scores of 1, 0.5, 0 available for each indicator (some N/A)
- July 2021: Data collection - relevant information disclosed online by organisations through their corporate websites
- September 2021: Preliminary scorecards sent to organisations
- October-November 2021: Feedback/submissions incorporated
- Report and all data, indicators, methodology, etc. published on our [website](http://www.transparency.ie), [www.transparency.ie](http://www.transparency.ie)

# RESULTS & ANALYSIS

---

---

---

## SUMMARY RESULTS

---



	Mean	Min.	Max.
Overall score	43%	22%	77%
Anti-corruption programmes	38%	0%	100%
Financial transparency	31%	14%	58%
Open governance	90%	70%	100%
Responsible political engagement	15%	0%	70%
Whistleblowing policies	47%	0%	88%

# OVERALL RANKING



RANK	ORGANISATION	SCORE (%)
1	Ervia	77
2	Electricity Supply Board	72
3	Dublin City University	57
3	National University of Ireland Galway	57
5	Trinity College Dublin	56
6	daa plc	53
7	University College Cork	52
7	University of Limerick	52
7	Horse Racing Ireland	52
10	Greyhound Racing Ireland	50
10	Coillte CGA	50
12	Dublin Port Company DAC	48
13	VHI Group DAC	47
14	Córas Iompair Éireann	45



# OVERALL RANKING



<b>15</b>	RTÉ	<b>43</b>
<b>15</b>	Personal Injuries Assessment Board	<b>43</b>
<b>17</b>	Bord na Móna PLC	<b>40</b>
<b>18</b>	Maynooth University	<b>39</b>
<b>19</b>	An Post DAC	<b>38</b>
<b>19</b>	University College Dublin	<b>38</b>
<b>21</b>	Shannon Group PLC	<b>37</b>
<b>22</b>	TU Dublin	<b>36</b>
<b>23</b>	Irish National Stud DAC	<b>32</b>
<b>24</b>	Irish Aviation Authority DAC	<b>30</b>
<b>25</b>	Port of Waterford Company DAC	<b>28</b>
<b>25</b>	Shannon Foynes Port Company DAC	<b>28</b>
<b>25</b>	Port of Cork Company DAC	<b>28</b>
<b>28</b>	EirGrid PLC	<b>25</b>
<b>30</b>	Galway Harbour Company DAC (t/a The Port of Galway)	<b>22</b>
<b>30</b>	Teilifis na Gaeilge	<b>22</b>

# ANTI-CORRUPTION PROGRAMMES



- Relatively poor average score (38%) but widest spread – 0-100%
- Information on general financial controls often available but little details on specific anti-corruption controls (5/30)
- Little information on broader anti-corruption measures, e.g. training, monitoring of programmes for effectiveness, due diligence

RANK	ORGANISATION	AC %
1	Ervia	100
2	Electricity Supply Board	94
3	National University of Ireland Galway	67
3	Trinity College Dublin	67
5	Dublin City University	61
6	daa plc	56
6	VHI Group DAC	56
8	University College Cork	50
8	University of Limerick	50
10	Bord na Móna PLC	44
10	Horse Racing Ireland	44
10	Coillte CGA	44

# FINANCIAL TRANSPARENCY



- 29/30 had disclosed financial statements for the previous year
- Budgetary detail and procurement figures less common
- Very few FoI organisations meeting Model Publication Scheme requirements re. publishing details of contracts and payment orders
- Information on charitable donations etc. rarely presented in clear, tabular form

RANK	ORGANISATION	FT%
1	Greyhound Racing Ireland	58
2	Horse Racing Ireland	57
3	Coillte CGA	43
3	Electricity Supply Board	43
3	Ervia	43
3	RTÉ	43
7	Personal Injuries Assessment Board	42
8	daa plc	36
8	Dublin Port Company DAC	36
8	EirGrid PLC	36
8	Maynooth University	36
8	National University of Ireland Galway	36
8	University College Cork	36
8	VHI Group DAC	36

# OPEN GOVERNANCE



- Strong performance by all organisations
- Information on board composition, organisational structure, relationship to the State etc. widely available
- Some room for improvement in terms of accessibility – i.e. dedicated corporate governance/ethics webpage as a platform for all relevant documents

RANK	ORGANISATION	OG%
1	An Post DAC	100
1	Bord na Móna PLC	100
1	Coillte CGA	100
1	Córas Iompair Éireann	100
1	Dublin Port Company DAC	100
1	Electricity Supply Board	100
1	Ervia	100
1	Greyhound Racing Ireland	100
1	RTÉ	100

# POLITICAL ENGAGEMENT



- Poorest scoring category for all organisations
- Register of Lobbying returns and policies on responsible lobbying rarely posted on organisations' own websites
- Very few detailed policies on 'revolving door' hiring – mainly clauses on confidentiality of the organisation

RANK	ORGANISATION	PE%
1	Ervia	70
2	Electricity Supply Board	50
3	Dublin City University	33
3	Personal Injuries Assessment Board	33
3	University College Cork	33
3	University of Limerick	33
7	daa plc	30
8	An Post DAC	20
8	Córas Iompair Éireann	20
8	Dublin Port Company DAC	20
8	Greyhound Racing Ireland	20
8	Shannon Group PLC	20
8	Coillte CGA	20



# WHISTLEBLOWING POLICIES

- 25/30 organisations had disclosed details of a whistleblowing policy – often as part of a Code of Conduct
- Protections sometimes connected to ‘good faith’ reporting – not in line with Protected Disclosures Act 2014
- 19/30 published PD Annual Report by 30 June
- Lack of detail on external reporting channels and on training for employees handling disclosures

RANK	ORGANISATION	WB%
1	Dublin Port Company DAC	88
2	Córas Iompair Éireann	88
3	Dublin City University	75
3	National University of Ireland Galway	75
3	Trinity College Dublin	75
6	daa plc	63
6	Electricity Supply Board	63
6	Ervia	63
6	Horse Racing Ireland	63
6	TU Dublin	63
6	University of Limerick	63

## COMPARISON WITH NII - PRIVATE SECTOR



Public sector	Mean	Min.	Max.
Overall score	43%	22%	77%
Anti-corruption programmes	38%	0%	100%
Financial transparency	31%	14%	58%
Open governance	90%	70%	100%
Political engagement	15%	0%	70%
Whistleblowing policies	47%	0%	88%

Private sector	Mean	Min.	Max.
Overall score	51%	0%	68%
Anti-corruption programmes	80%	0%	100%
Organisational transparency	35%	0%	88%
Political engagement	27%	0%	57%
Whistleblowing policies	54%	0%	90%

# COMPARISON WITH NII - LOCAL AUTHORITIES



Public Bodies	Mean	Min.	Max.
Overall score	43%	22%	77%
Anti-corruption programmes	38%	0%	100%
Financial transparency	31%	14%	58%
Open governance	90%	70%	100%
Political engagement	15%	0%	70%
Whistleblowing policies	47%	0%	88%

Local authorities	Min.	Max.
Overall score	40%	73%
Transparency	25%	75%
Accountability	25%	100%
Ethics	13%	75%



# **RECOMMENDATIONS & EXAMPLES OF GOOD PRACTICE**

---

---

---

## RECOMMENDATIONS

---



1. Publish governance documents and make them easily accessible to the public online.
2. Make disclosure of policies meaningful through monitoring and reporting on performance.
3. Set the tone from the top with an unambiguous high-level commitment against corruption and bribery.
4. Equip employees with the training and resources to implement anti-corruption measures.

---

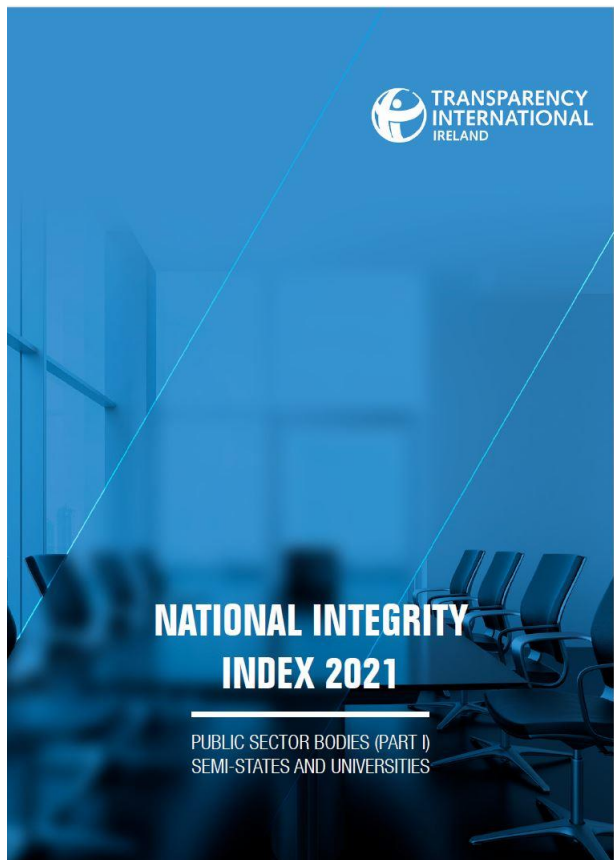
## RECOMMENDATIONS

---



5. Publish a comprehensive, proactive, risk-based anti-corruption and anti-bribery programme.
6. Provide clear information on asset disposal and procurement procedures and disclose details of contracts awarded.
7. Commit to a policy on responsible political engagement and greater transparency in lobbying.
8. Adopt a standalone whistleblowing policy that does not include a 'good faith' requirement.

# GOOD PRACTICE EXAMPLES



- Examples of [good practice](#) in connection with each indicator are highlighted on our website.
- There is also an [interactive table](#) with the data collected on all 30 organisations.

# Q & A

---

---



[www.transparency.ie](http://www.transparency.ie)

[www.facebook.com/transparencyireland](https://www.facebook.com/transparencyireland)  
[twitter.com/transparency\\_ie](https://twitter.com/transparency_ie)

© 2021 Transparency International Ireland. All rights reserved.